ELENCO COMPONENTI LX.1163

*R1 = 1.200 ohm 1/2 watt
*R2 = 820 ohm 1/2 watt
R3 = 47.000 ohm 1/4 watt
R4 = 100 ohm 1/4 watt
R5 = 10.000 ohm 1/4 watt
R6 = 100.000 ohm 1/4 watt
R7 = 470.000 ohm 1/4 watt
R8 = 10.000 ohm 1/4 watt
R9 = 15.000 ohm 1/4 watt
R10 = 20.000 ohm rete resistiva
R11 = 10.000 ohm rete resistiva
R12 = 180.000 ohm 1/4 watt
R13 = 180.000 ohm 1/4 watt
R14 = 100.000 ohm 1/4 watt
R15 = 12.000 ohm 1/4 watt
R16 = 10.000 ohm 1/4 watt
R17 = 47.000 ohm 1/4 watt
R18 = 470.000 ohm 1/4 watt
R19 = 100.000 ohm 1/4 watt
R20 = 10.000 ohm trimmer 10 giri
R21 = 10.000 ohm 1/4 watt
R22 = 220 ohm 1/4 watt
R23 = 47.000 ohm 1/4 watt
R24 = 220 ohm 1/4 watt
R25 = 120.000 ohm 1/4 watt
R26 = 200.000 ohm trimmer
R27 = 39.000 ohm 1/4 watt
R28 = 20.000 ohm trimmer
R29 = 22.000 ohm 1/4 watt
R30 = 47.000 ohm 1/4 watt
*R31 = 10.000 ohm pot. lin.
R32 = 100.000 ohm 1/4 watt
R33 = 10.000 ohm 1/4 watt
R34 = 100.000 ohm 1/4 watt
R35 = 47.000 ohm 1/4 watt
R36 = 47.000 ohm 1/4 watt
R37 = 820.000 ohm 1/4 watt
R38 = 820.000 ohm 1/4 watt
R39 = 2.200 ohm 1/4 watt
R40 = 47.000 ohm 1/4 watt
R41 = 47.000 ohm 1/4 watt
R42 = 47.000 ohm 1/4 watt
R43 = 47.000 ohm 1/4 watt
R44 = 47.000 ohm 1/4 watt
R45 = 10.000 ohm 1/4 watt
R46 = 50.000 ohm trimmer
R47 = 150.000 ohm 1/4 watt
R48 = 22.000 ohm 1/4 watt
R49 = 10.000 ohm 1/4 watt
R50 = 560 ohm 1/4 watt
R51 = 1 Megaohm 1/4 watt
R52 = 100.000 ohm 1/4 watt
* R53 = 39.000 ohm 1/4 watt
* R54 = 2.700 ohm 1/4 watt
* R55 = 1.200 ohm 1/4 watt
* R56 = 68 ohm 1/4 watt
* R57 = 27.000 ohm 1/4 watt
R58 = 47.000 ohm 1/4 watt
R59 = 47.000 ohm 1/4 watt
R60 = 6.800 ohm 1/4 watt
R61 = 100.000 ohm 1/4 watt
R62 = 8.200 ohm 1/4 watt
R63 = 50.000 ohm trimmer
R64 = 10.000 ohm 1/4 watt
* R65 = 10.000 ohm pot. log.
R66 = 220 ohm 1/4 watt
R67 = 10 ohm 1/4 watt
R68 = 1 ohm 1/4 watt
C1 = 100.000 pF poliestere
C2 = 100.000 pF poliestere

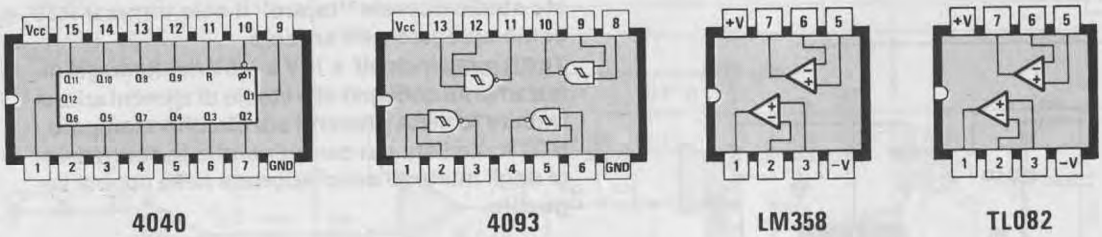

Fig.4 Lista componenti relativa allo schema elettrico riportato in fig.3 e connessioni viste da sopra di tutti gli integrati richiesti per questo progetto. Sono viste da sotto le sole connessioni del transistor BC.547 e dell'integrato stabilizzatore uA.78L05.
Nel kit troverete 3 Barre Led: una con due led Verdi per visualizzare MET - POL che collocherete a sinistra, una con tutti i led Rossi che collocherete al centro ed una con un solo led Verde per visualizzare il segnale PLL che collocherete a destra.

C3 = 100.000 pF poliestere
C4 = 100.000 pF poliestere
C5 = 100.000 pF poliestere
C6 = 100.000 pF poliestere
C7 = 100.000 pF poliestere
C8 = 100.000 pF poliestere
C9 = 33.000 pF poliestere
C10 = 100 mF elettr. 25 volt
C11 = 10 mF elettr. 63 volt
C12 = 100.000 pF poliestere
C13 = 1 mF elettr. 63 volt
C14 = 56 pF a disco
C15 = 56 pF a disco
C16 = 10 mF elettr. 63 volt
C17 = 1.500 pF poliestere
C18 = 680 pF a disco
C19 = 100.000 pF poliestere
C20 = 100.000 pF poliestere
C21 = 1.000 pF poliestere
C22 = 560 a disco
C23 = 100.000 pF poliestere
C24 = 10 mF elettr. 63 volt
C25 = 5.600 pF poliestere
* C26 = 100.000 pF poliestere
C27 = 100.000 pF poliestere
C28 = 100.000 pF poliestere
C29 = 47 mF elettr. 25 volt
C30 = 100.000 pF poliestere
C31 = 100 mF elettr. 25 volt
C32 = 220 pF a disco
C33 = 100 mF elettr. 25 volt
C34 = 100.000 pF poliestere
C35 = 100.000 pF poliestere
C36 = 220 mF elettr. 25 volt
C37 = 220 mF elettr. 25 volt
C38 = 100.000 pF poliestere
C39 = 100.000 pF poliestere
C40 = 1.000 mF elettr. 50 volt
C41 = 220 mF elettr. 25 volt
C42 = 100.000 pF poliestere
C43 = 100.000 pF poliestere
C44 = 1.000 mF elettr. 50 volt
DS1-DS2 = diodi 1N.4150
RS1-RS2 = ponti raddriz. 100 V. 1 A.
* DL1-DL15 = diodi led
TR1 = NPN tipo BC.547
IC1 = C/Mos tipo 4093
IC2 = C/Mos tipo 4040
IC3 = LM.358
IC4 = NE.567
IC5 = LM.358
IC6 = TL.082
IC7 = TL.082
* IC8 = LM.3914
IC9 = TBA.820M
IC10 = uA.78L05
IC11 = uA.7812
IC12 = uA.7818
F1 = fusibile autoripr. 145 mA
T1 = trasformatore 18 watt (T020.51)
sec. 14/19 V. 0,5 A. 14/19 V. 0,5 A.
* S1/A-/B-/C-/D = commutatore 4 vie 3 pos.
S2 = interruttore di rete
* P1 = pulsante
S-METER = strumento 200 microA
AP1 = altoparlante 8 ohm 0,3 watt

Nota: Tutti i componenti contraddistinti dall'asterisco andranno montati sul circuito stampato siglato LX.1163/B.



µA7818 µA7812



LM3914

TBA 820M



NE567



BARRA LED

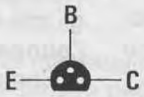

BC547

µA78L05